



Your 1st Choice in Lifts

KLEEMANN SOLUTIONS

COMPLETE LIFT SYSTEMS

- MACHINE ROOM HYDRAULIC / TRACTION SYSTEMS
- MACHINE ROOM LESS HYDRAULIC / TRACTION SYSTEMS
- MAISONLIFT
- EARTHQUAKE RESISTANT LIFT
- COMPACT, DUMBWAITER

LIFT ASSEMBLIES

- CABINS
 - PASSENGER CABINS
 - FREIGHT / GOODS CABINS
 - FIREFIGHTING CABINS
 - PANORAMIC CABINS
- DOORS
 - AUTOMATIC DOORS WITH VVVF OPERATOR
 - FOLDING DOORS
 - SEMI-AUTOMATIC LANDING DOORS
 - CIRCULAR DOORS
 - MODERNIZATION DOORS
- ELECTRONICS
 - CONTROLLERS
 - CAR AND LANDING OPERATING PANELS
 - PRE-WIRING
- HYDRAULIC ELEVATION SYSTEMS
 - PISTON AND CYLINDER ASSEMBLY
 - POWER UNITS
 - CAR FRAMES
 - GUIDE RAILS
 - WIRE ROPES
 - HYDRAULIC OIL
- TRACTION ELEVATION SYSTEMS
 - TRACTION MACHINES
 - CAR SLINGS
 - COUNTERWEIGHT SLINGS
 - GOVERNORS
 - GUIDE RAILS
 - WIRE ROPES



Head offices - Export Sales: Kilkis Industrial Area, P.O. Box 25, Post Code 61 100, Kilkis, Greece,
Operator: +30 23410 38 100, Fax: +30 23410 38 200, E-Mail: headoffice@kleemann.gr



Kilkis Industrial Area, Post Code 61 100, Kilkis, Greece, Operator: +30 23410 75 730, Fax: +30 23410 75 733,
E-Mail: commercial@klefer.gr, www.klefer.gr



Yukari Dudulu, Torker, Cad No 34 34775, Omraniye Istanbul TÜRKİYE, Tel.: +90 216 4662267, Fax: +90 216 4662285,
E-Mail: info@kleemannturk.com



Golubinačka b.b., Šimanovci, Beograd Serbia - Montenegro, Tel/fax (+381 22) 80-280, 80-090,
E-Mail: office@kleemann.co.yu



63 Marasesti Blvd. Sector 4, Bucharest, Romania, Tel.: 0040 21 3367739, Fax: 0040 21 3374428

www.kleemann.gr



CABINS

DESIGNED TO MOVE YOUR SENSES



Your 1st Choice in Lifts

CABIN TYPES AND RECOMMENDED USAGES

CLASS	TYPE	WALLS	STAINLESS STEEL CORNERS	SPECIAL CHARACTERISTICS	RECOMMENDED USAGES
PANORAMIC		The design is inspired by the character of each project			Maisonettes / Villas Hotels Shopping Centers Office Buildings Airports / Train Stations / Metro
LUXURY	THETIS	Laminate (HPL) split panels with shadow gaps	Angle 90°	Extra robustness Extra sound isolation	Maisonettes / Villas Hotels Commercial Stores
	NAUSICA		Inward or outward curve optional		
ELEGANCE	HERA	Stainless steel split panels with shadow gaps	Inward or outward curve optional	Extra robustness Extra sound isolation	Hotels Shopping Centers Super Markets Public Buildings Office Buildings Airports / Train Stations / Metro
	ARTEMIS		Angle 90°		
CLASSIC	ARIADNE	Laminate (HPL) compact panels	Inward or outward curve optional		Residential usage Commercial Stores
	ATHENA		Angle 90°		
PROFESSIONAL	IFIGENIA	Stainless steel split panels without shadow gaps	Angle 90° optional	Special for superior level of hygiene	Hospitals Public Buildings
	DANAE	Skinplate split panels without shadow gaps			Residential usage Public Buildings
FREIGHT		Skinplate or RAL painted or hammered painted steel sheets		Cabins suitable for goods / passengers and car lifts	Storage Buildings Industrial Usages Super Markets Parking Stations
IDEA		The design is inspired by your IDEAS with a selection of special materials			Any usage



KLEEMANN cabins are manufactured in a separate specially designed industrial unit by skilled and experienced personnel. The unit's size of 10.000 sq. meters and capacity of 6.000 cabins per year, make it one of the largest cabin manufacturers in Europe.

Wide selection of quality materials and modern design are some of the main features distinguishing **KLEEMANN** cabins. The above, combined with the attention to the last detail, are the guarantee for cabins of superior quality and aesthetics.



What makes a KLEEMANN cabin different?

- Flexible design
- Construction adapted to each project requirement
- Fast delivery times
- Robust construction
- Materials from the best European suppliers
- Wide selection of accessories - COPs - displays etc.
- Guaranteed compatibility between the cabin and car sling, for greater safety and easier installation (complete lifts)
- Design, manufacture, assembly according to Directive 95/16 EC for lifts (paragraph XIII, Module H) and European Standards EN 81.1, 81.2 - Also according to 81.70 as an option

PANORAMIC

CABINS

3.000 mm

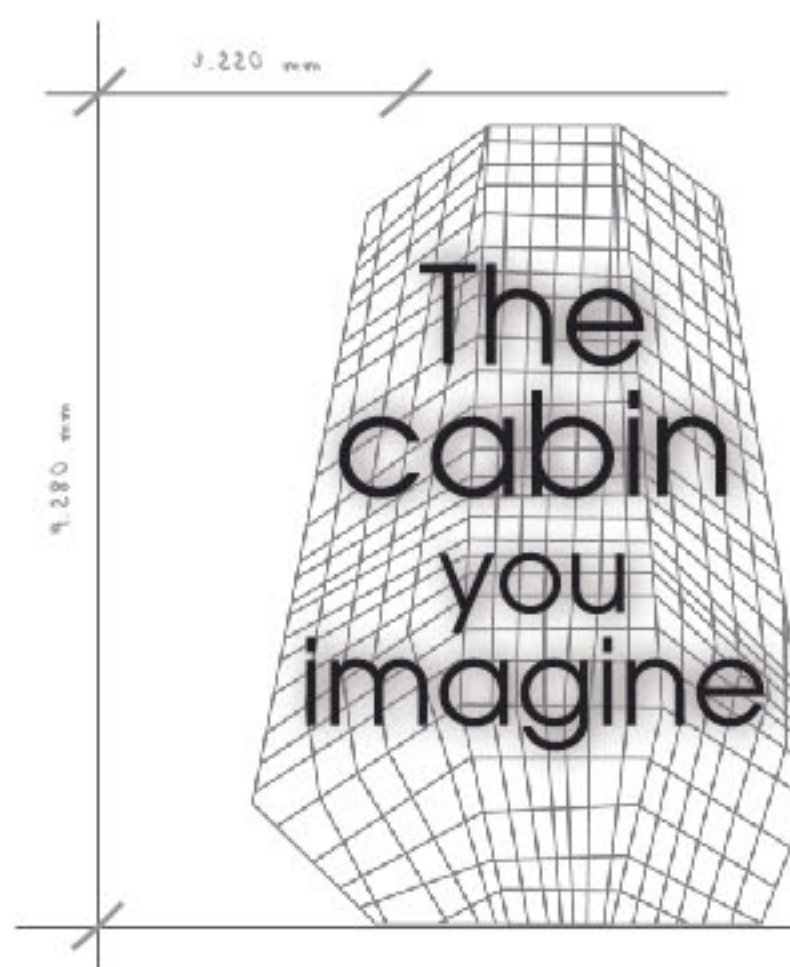
KLEEMANN panoramic cabins - internal or external -
add value to the building,
highlighting the uniqueness of its style and design.

The passenger movement offers exceptional
experience and comfort.

With a flexible system of design
and manufacture, the panoramic cabins
of KLEEMANN can meet all requirements
and architectural challenges.

Our wide selection of panoramic cabins
or a cabin manufactured according
to your design becomes the ideal
choice for maisonettes and villas,
hotels, shopping centres, office
buildings and other public places.

KLEEMANN sets the standard for
the panoramic style, inside or outside
your building.



OP 1



OP 2



OP 3



OP 4



MA 1



MA 2



MA 3



MA 4

THETIS

LUXURY

WALLS

H.P. LAMINATES



5608



1715



7402



7401



9575



863

Combination of the above is available

CORNERS & SKIRTINGS

STAINLESS STEEL



CHECKS



MIRROR



BLUE SATIN

FLOORS

CERAMIC TILES



ATHENA



PRIAMJS

WOODEN



3121



3124



3126



3127



Laminate 5608 split panels, Corner and Shadow gap checks stainless steel
Handrail K6, Ceiling 03 mirror stainless steel with nickel hive, Floor ceramic tile Athena

Model in picture might include special options

THETIS cabin is in full accordance with the new European Standard EN 81.70

CEILING



03



312



014

HANDRAILS



K6



K2



K3

NAUSICA


LUXURY

WALLS

H.P. LAMINATES



1286



5678



5286



2540



5413



5477

Combination of the above is available

CORNERS & SKIRTINGS


STAINLESS STEEL



MIRROR



B/A LINEN



SATIN

FLOORS

WOODEN



3121



222

CERAMIC TILES



CHAMFAGNE




Laminate 1286 split panels, Corner inward curve and Shadow gap mirror stainless steel, Handrail K2, Ceiling 011 mirror stainless steel, Floor wooden 3121

Model in picture might include special options

Also available with outward curve



CEILING



011



013



012

HANDRAILS



K2



K6




K4

HERA

ELEGANCE

WALLS/ CORNERS & SKIRTINGS


STAINLESS STEEL



RHOMBIDS



MIRROR



SATIN



GOLD MIRROR



GOLD SATIN



BLUE SATIN



BLUE MIRROR

Combination of the above is available



Combination of two stainless steel split panels rhomboids and blue satin, Corner inward curve and Shadow gaps blue satin stainless steel, Handrail K2, Ceiling 012 mirror stainless steel, Floor ceramic tile Grigio

Model in picture might include special options

CEILING



012



013



011

HANDRAILS



Also available with outward curve



FLOOR CERAMIC TILES



GRIGIO



ATHENA



CHAMPAGNE



SPARTACUS



HECTOR



PRIAMUS

ARTEMIS

ELEGANCE

WALLS/ CORNERS & SKIRTINGS

STAINLESS STEEL



MIRROR



B/A LINEN



SATIN



NICKEL FIVE



CHECKS



GOLD SATIN



BLUE SATIN

Combination of the above is available



Mirror stainless steel split panels, Corner and Shadow gaps B/A linen stainless steel, Handrail K3, Ceiling 03 mirror stainless steel with nickel five, Floor ceramic tile Priamus

Model in picture might include special options

CEILING



03




014



013

HANDRAILS



FLOOR CERAMIC TILES



PRIAMUS



ATHENA



CHAMPAGNE



GRIGIO



TRITON

ARIADNE

CLASSIC

WALLS

H.P. LAMINATES



6254



1306



859



6426



246



8110

CORNERS & SKIRTINGS

STAINLESS STEEL



GOLD MIRROR



MIRROR



SATIN

FLOORS

CERAMIC TILES



CHAMPAGNE



PRIAMUS

ELASTIC TILES



BLACK



BEIGE



ANTHRAX



BROWN



Laminate 6254, Corner outward curve gold satin stainless steel, Handrail gold satin K4, Ceiling 011 gold satin stainless steel, Floor ceramic tile Champagne


Model in picture might include special options

2,900 mm

CEILINGS



011



02



013

HANDRAILS



K4



K6

Also available with inward curve



ATHENA

CLASSIC

WALLS

H.P. LAMINATES



5372



313



7915



1869




2541



486

CORNERS & SKIRTINGS


STAINLESS STEEL



SATIN



MIRROR



B/A LINEN

FLOORS

ELASTIC TILES



BLACK



BEIGE



BROWN



GREY

CERAMIC TILES



CHAMPAGNE



Laminate 9307, Corner satin stainless steel, Handrail K4, Ceiling 013 mirror stainless steel, Floor elastic tile black

Model in picture might include special options

2,900 mm


CEILINGS



013



05



03

HANDRAILS



K4



K2

IFIGENIA

PROFESSIONAL

WALLS/ CORNERS

STAINLESS STEEL



SATIN



MIRROR



B/A LINEN



CHECKS



9EH



2.900mm


CEILINGS



05



010




014

HANDRAILS



K2



K3



K4

Satin stainless steel, Handrail K2, Ceiling 05, Floor linoleum 6674
Model in picture might include special options

FLOORS

LINOLEUM



6674



6602



6603

ELASTIC TILES



BLACK



BEIGE



BROWN



ANTHRAX



GREY

WALLS SKINPLATES



BLUE



WOOD



BROWN



GREY



BEIGE

DANAE

PROFESSIONAL



2.900mm

CEILINGS



010



05

HANDRAILS



K2



K4

Skinplate blue, Handrail K2, Ceiling 010 painted in RAL 9010,
Floor elastic tile Grey, Mirror full height
Model in picture might include special options

FLOOR

ELASTIC TILES



GREY



ANTHRAX



BLACK



BROWN



BEIGE

Complete your cabin with:

DOORS

9.960 mm

3.140 mm

KLEEMANN, through its subsidiary KLEFER SA - a joint venture with Tecnomat Spain, one of the largest companies in its field - presents a wide selection of lift doors. High quality, superior style and design, are the principles under which lift doors are produced in the state-of-the-art industrial facilities of KLEFER SA. The offered product range includes VVVF automatic doors, BUS and FLAT folding doors as well as semi-automatic landing doors.



Circular doors



Automatic doors with VVVF



Full glass panel doors



Folding doors



Semi - Automatic landing doors

19.450 mm

CAR AND LANDING OPERATING PANELS

12.030 mm

KLEEMANN car and landing operating panels are products of advanced technology, modern design and high functionality.

Among other features, COPs / LOPs include:

- ✓ Surface mounted COPs and LOPs do not require cut-out aperture in the car wall panels
- ✓ 2mm inox (satin or mirror) stainless steel face - plate
- ✓ Vandal - proof buttons in various designs
- ✓ COPs with back - embedded boxes with hinges and plain face - plate
- ✓ Displays 7 segment or Dot Matrix or LCD
- ✓ Built-in emergency lighted frame LED 12 VDC
- ✓ Display of number of passengers, overload, etc
- ✓ Appropriately designed megaphone recess, emergency hands - free telephone device and normal telephone set
- ✓ Braille and/or tactile buttons
- ✓ Option of displaying special logos
- ✓ Illuminated call acceptance (through a lighted frame LED)



Car Operating Panels



Landing Operating Panels

19.450 mm

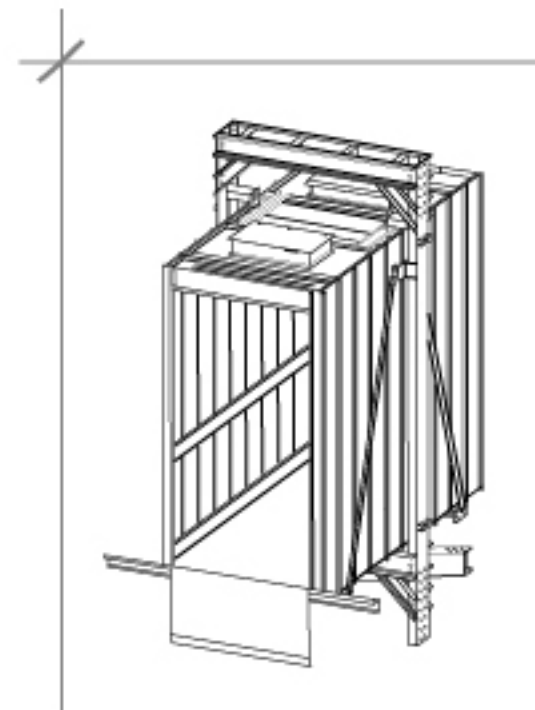
FREIGHT

CABINS

CAR LIFT



GOODS / PASSENGERS LIFT




WALLS

SKINPLATES



HAMMERED COLORS



RAL COLORS IN LARGE VARIETY



CEILING



010

FLOORS



ALUMINIUM CHECKER PLATE
(Stainless steel checker plate
is also available)




STEEL CHECKER PLATE

IDEA

YOUR CREATIONS

With KLEEMANN cabins, your IDEA becomes reality. Our top class designers and an endless variety of special materials transform what you have in mind into the most unique cabin of the world!



I1

Laminate 686, Corner polygonal satin stainless steel, Handrail K3, Ceiling 014 mirror stainless steel, Floor elastic tile black, Mirror full height



I2



I3

Fabric split panels, Skirting & inward Curve gold satin stainless steel, Handrail K4 gold satin stainless steel, Ceiling 07 gold satin stainless steel with 8 spot lights, antique mirror, Floor wooden



I4

Walls walnut wood, Skirtings bronze mirror stainless steel, Shadow gaps bronze mirror, stainless steel antique mirror, Ceiling special (walnut wood & plexiglass defuser), Floor granite Giallo Rustic

Due to printing limitations, the pictures might differ from reality

IDEA

SPECIAL MATERIALS

WALLS


H.P. LAMINATES



FABRIC



STAINLESS STEEL



LEATHER



FLOORS


GRANITE



COMBINATION OF CERAMIC TILES



ARTIFICIAL GRANITE



HANDRAILS



TIP UP SEAT



CEILING




YOUR OWN DESIGN

The above SPECIAL materials are only a part of the available range - The delivery time and price may vary - Due to printing limitations, the pictures might differ from reality

INTERIOR MATERIALS

CEILING




NICKEL HIVE IS ALSO AVAILABLE - 02 & 09 WITH LAMINATE OF YOUR CHOICE

*NOT AVAILABLE FOR NAUSICA-HERA-ARIADNE

*THE ABOVE MEET THE REQUIREMENTS OF EN 81.70

FLOORS


CERAMIC TILES




WOODEN



ELASTIC TILES




LINOLEUM



STEEL CHECKER PLATE



ALUMINIUM CHECKER PLATE



Stainless steel checker plate is also available


H.P. LAMINATES



STAINLESS STEEL



SKINPLATES



WALLS

FIRE RATED



PLEASE CONTACT US FOR MORE CHOICES

HANDRAILS



*THE ABOVE MEET THE REQUIREMENTS OF EN 81.70

The colors represented, may differ from the actual ones of the product described - Subject to change without prior notice - Depending on the cabin type, glass walls might be available